



Welcome to Jubilee Nursery

Information for
new starters



Meet the Staff



Kate
Teacher



Jodie
Teaching Assistant



Donna
Nursery Officer



Claire
Teaching Assistant



Santosh
Midday Meals Supervisor



Jackie
Teaching Assistant



Welcome!



We are delighted to welcome you to Jubilee Nursery.

We are lucky to have a large space for the children to enjoy, with climbing frames, slides, bikes and endless engaging activities and games to discover! Our indoor environment is well resourced, inviting and reflective of the children's interests.

This booklet will answer some of your questions but if there is anything else you would like to know, please speak to any member of the team or email admissions@jubilee.hackney.sch.uk


Practical Points



Times

- Full Time Places: 9am to 3:15pm daily.
- Early Week: Mondays and Tuesdays, 9am to 3:15pm, and Wednesday morning 9am to 12pm.
- Late Week: Wednesday afternoon, 12:30pm to 3:15pm, Thursdays and Fridays 9am to 3:15pm.




We close the gate at 9:15am and 3:25pm. Please make every effort to be on time for drop off and collections. If you are late, the gate may be locked and you will need to go to the front entrance.



Settling In

Will I be able to stay with my child on the first day?

Yes, for a short while. After a few minutes, please show confidence in saying goodbye to your child (even if this feels difficult) and make your way out of the nursery. The quicker you can make this goodbye, the easier it will be for the children to settle in the long run. The longer a parent stays, the more time there is for feelings to escalate in the child, as they anticipate you leaving. If these feelings are given time to escalate, this takes much longer for the child to become calm again once the parent leaves. A quick goodbye is easier for the child to process and enables us to step in and support them. The staff will make supportive bonds with the child once the parent/carer has said goodbye, so please bear this in mind during drop off. We are all very experienced in supporting children to settle in and we will stay in communication with you to let you know how they are getting on.



Do children have settling in hours?

Each child is unique, and therefore we do not have a standard settling in procedure. Some children have never left home before, whilst others have attended nurseries since they were a baby and are used to long days! We will talk with you to find out the best and most appropriate approach for your child. If you think they will be fine to start their full hours straight away – fantastic! If not, that's ok too! We can build up the hours more slowly if that is what is needed. Once we get to know your child, we will guide you to what is best for them based on how they are at nursery.



How can I prepare my child for nursery?

Talk Positively

Firstly, be very positive about it yourself. It can be a nervous time for parents, but never let your child pick up on your own anxieties. Tell your child that they are going to play with lots of toys and make new friends.


Being Independent

Please encourage your child to put on their own coat and shoes. Of course we help children to do these things at nursery but we want children to try and give a go when they can! We insist on velcro shoes to make this skill a little easier to master!



Toilet Training

Invest time in toilet training and make the commitment to it! The key to successful toilet training is to allow children to feel sensations and connect these feelings to bodily cues. Pull-up absorbing pants prolong the process as they delay children from feeling the real sensations of being wet. Please dress your child in pants /knickers and allow them to start to understand the cause and effect. If your child hasn't mastered it yet before they start nursery, do not worry. We will advise you that children need to wear pants/knickers at nursery, and have lots of changes of clothes in their bags, so that we can change them if and when they do wet themselves.




What is the timetable in nursery?

Time	Activity
9:00	Play
10:15	Story, Song, Snack
10:30	Phonics (from Spring)
10:45	Play
11:30	Story and Song
11:45	Lunch
12:15	Play
2:40	Snack and Milk
3:00	Story and Song
3:15	Home Time



What does my child learn in Nursery?



We plan a wide variety of fun learning activities based around children’s interests and our half-termly topics. Every day there are different learning opportunities both indoors and out, covering all the areas of the curriculum. The children can enjoy creative arts, writing activities, number and shape play, dressing up and role play, book corner, physical play and small world play. We also have weekly P.E. sessions in the spring and summer. We send out weekly news updates to let you know what the children have been learning each week.

Pear Class Topics					
Autumn 1	Autumn 2	Spring 1	Spring 2	Summer 1	Summer 2
Happy and Healthy	Forest Friends	Fantastic Food	On the Farm	In the Garden	The Seaside



What is Forest School?

We hold weekly sessions outdoors for most of the year where children can be at one with nature, exploring the natural environment, discovering creatures, playing the mud kitchen, building dens, climbing and developing confidence. Sessions may include tasks such as hunting for minibeasts, drawing flowers, comparing leaves or simply digging in the mud and observing what they discover. Through engaging in natural play, the aim is to provide children with a better understanding of the world around them and how to look after and appreciate it. We have two areas in the school where we hold forest sessions. Children wear wellies and waterproof clothing. We encourage children to use tools and create dens, mixtures and natural sculptures in the environment.



How do you teach Phonics at Jubilee?

We start teaching phonics in the Spring, and use the Read Write Inc. programme. It is a very simple start in Nursery, whereby we teach one sound per week, and plan for activities to help children practise to write the letter. We also talk about different words that begin with that sound and try to notice them through the week. You can help at home by practising the sounds using the letter sounds phonics cards we sell at school. You can buy them from the main office at a cost of £5.





How can I support my child's learning?

The best things parents can do is to talk to their children, listen to them and give them different experiences, e.g. go to the park or teach them to ride a bicycle or scooter. We will give you lots of ideas for activities you can enjoy at home when your child starts nursery.

Every day the children take home a story/picture book. You can share or read the story book to your child and they can 'read' the book to you. At first they will just be using their memory and the pictures. Encourage this! Please make sure they return their books every morning.






How do the lunches work at Jubilee?

Children can choose either a school dinner or packed lunch, payable via parentmail. All our meat is halal. Children can either choose a hot lunch or a sandwich and salad. There is always a pudding and fruit. The staff stay with the children to support them in eating their lunch.

If you prefer your child to have a packed lunch please note that the school has a healthy eating policy and we ask you not to pack sweets, chocolate bars, biscuits or fizzy or sugary drinks. We also make efforts to be a nut-free environment (although we cannot guarantee this) so please do not pack anything containing nuts into your child's lunch bag as they may be sitting near another child with an allergy.

Please note that we also do not give out cake or treats for children's birthdays. This is due to our protocols to safeguard children with allergies.



Shoes

All children must have shoes that fasten with Velcro. This way, the children gain independence quickly, being able to put on and take off their shoes easily. Shoes with laces are very challenging for children to manage at this stage, and can be dangerous in the nursery when undone. When purchasing shoes for your child before starting nursery, please remember it is Velcro strap only please. Thank you for your support with this. We also do not allow any sandals with open toes or flimsy ballet shoes. This is due to the health and safety of the children whilst running and climbing in the playground. Shoes can be any colour for nursery.



Uniform

We encourage children to wear uniform in the nursery. Nursery uniform consists of a yellow polo shirt and navy cardigan or jumper. Children can wear navy joggers or leggings, or a skirt or dress if they wish. Please see our uniform page on our website [here](#) for more information.



What else is handy to know?

- Coming in to the school building by Nursery is often very busy in the mornings. We would really appreciate it if you helped us by not bringing buggies into the main shared coat area by the Nursery doors. Thank you for your help with this.
- School closes early at 2pm on the last day of each term.
- Please look after the books sent home in the book bag. **Please do not fold books in half to fit them into a small bag.**
- There is lots of information about school in the handbook. This can be found on our website.

Finally, if you have any further questions or need support in any way, please speak to us or email admissions@jubilee.hackney.sch.uk and we will do our very best to help you!

What does my child need to bring to nursery?

water
bottle
(named)



coat
(plus named
hat, scarf,
and gloves
in winter,
sunhat in
summer)


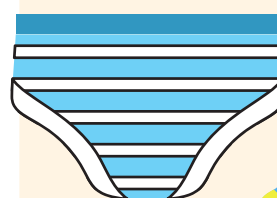


wellies
(named)



bag of
spare
clothing (at
least 2 pairs
of socks)

spare
clothes do
not need to
be uniform



bookbag





Please contact
admissions@jubilee.hackney.sch.uk
with any enquiries