



Welcome to Chestnut & Walnut Class

Information for
new starters



Meet the Staff



Victoria
Chestnut Class
Teacher



Sheilla
Chestnut Class
Teacher




Jasreen
Walnut Class
Teacher




Katrina
Chestnut Class
Teaching Assistant



Caroline
Walnut Class
Teaching Assistant



Welcome!



We are delighted to welcome you to Jubilee.





This booklet will answer some of your questions but if there is anything else you would like to know, please speak to any member of the team or email admissions@jubilee.hackney.sch.uk

Practical Points

Times

- school starts at 8.55am with classroom doors closing at 9.05am
- School finishes at 3.25pm. if you have children in other years groups please collect your child from Reception first as we open our doors slightly earlier to allow for this.
- On the last day of every term we close at 2pm. there is no playcentre on these days.

Please make every effort to be on time for drop off and collections. If you are late, the gate to the reception area may be locked and you will need to go to the front entrance.



Settling In

Will I be able to stay with my child on the first day?

Yes, for a short while. After a few minutes, please show confidence in saying goodbye to your child (even if this feels difficult) and make your way out of the classroom. The quicker you can make this goodbye, the easier it will be for the children to settle. . A quick goodbye is easier for the child to process and enables us to step in and support them. The staff will make supportive bonds with the child once the parent/carer has said goodbye, so please bear this in mind during drop off. We are all very experienced in supporting children to settle in and we will stay in communication with you to let you know how they are getting on.




How can I prepare my child for Reception?

Talk Positively

Firstly, be very positive about it yourself. It can be a nervous time for parents, but never let your child pick up on your own anxieties. Tell your child that they are going to play with lots of toys and make new friends.

Being Independent

Please encourage your child to put on their own coat and shoes. Of course we help children to do these things in Reception but we want children to try and give a go when they can! Velcro shoes to make this skill a little easier to master!






Toilets

We have two recently painted sets of toilets for children to use.




They are unisex and children use them independently. If your child is having toileting accidents please take time before they start school to use the toilet independently. Children do need to wipe their own bottoms so this is a great skill to practise over the summer as it can be a little tricky!



What is the timetable in Autumn?

Time	Activity
8.55	Registration
9.05	Carpet Activity
9.20	Choosing Time
10.00	Snack Time
10.15	Choosing Time
11:00	Phonics
11.30	Story
11.45	Lunchtime
1.00	Carpet Activities
1.20	Choosing Time
2.45	Handwriting
3.10	Storytime
3.25	Hometime



What does my child learn in Reception?

We plan a wide variety of fun learning activities based around our half-termly topics. Every day there are different learning opportunities both indoors and out, covering all the areas of the curriculum. Children have a daily phonics input to begin their journey to learn to read. Throughout the day children can enjoy creative arts, writing activities, number and shape play, dressing up and role play, book corner, physical play and small world play. We also have weekly Forest School, P.E. and Music sessions. We send out weekly news updates to let you know what the children have been learning each week.

Reception Topics					
Autumn 1	Autumn 2	Spring 1	Spring 2	Summer 1	Summer 2
Where I Live	Celebrations	Space	Creatures	Growing	Under the Sea



What is Forest School?

We hold weekly sessions outdoors for most of the year where children can be at one with nature, exploring the natural environment, discovering creatures, playing the mud kitchen, building dens, climbing and developing confidence. Sessions may include tasks such as hunting for minibeasts, drawing flowers, comparing leaves or simply digging in the mud and observing what they discover. Through engaging in natural play, the aim is to provide children with a better understanding of the world around them and how to look after and appreciate it. We have two areas in the school where we hold forest sessions. Children wear wellies and waterproof clothing. We encourage children to use tools and create dens, mixtures and natural sculptures in the environment.



How do you teach Phonics at Jubilee?

At Jubilee we use the Read Write inc. Phonics programme. At the start of Reception children are taught the single letter sounds, to orally blend words together and practise their letter formation in small groups. Children start Reception at all different levels so are grouped based on where their learning is at.

You can help at home by practising the sounds using the letter sounds phonics cards we sell at school. You can buy them from the main office at a cost of £5.

A meeting about the Phonics Programme will be held in Autumn term.






How can I support my child's learning?

The best things parents can do is to talk to their children, listen to them and give them different experiences, e.g. have playdates with new friends, go to the park or teach them to ride a bicycle or scooter.

each halfterm there is a creative activity sent home for you to do with your child linked to their new topic.

Every day the children can take home a story/picture book from our book baskets. These are stories are for you to read to your child.

Online learning platform logins will be be shared later in the year for parents and children to use at home.



Here are some pictures of
Chestnut & Walnut Class:






How do the lunches work at Jubilee?

Children can choose either a school dinner or packed lunch. All our meat is halal. All lunches are free for children from Reception to Year 6. Children can either choose a hot lunch or a sandwich and salad. There is always a pudding and fruit. The staff stay with the children to support them in eating their lunch.

If you prefer your child to have a packed lunch please note that the school has a healthy eating policy and we ask you not to pack sweets, chocolate bars, biscuits or fizzy or sugary drinks. We also make efforts to be a nut-free environment (although we cannot guarantee this) so please do not pack anything containing nuts into your child's lunch bag as they may be sitting near another child with an allergy.

Please note that we also do not give out cake or treats for children's birthdays. This is due to our protocols to safeguard children with allergies.



Uniform

School uniform consists of a yellow polo shirt and navy cardigan or jumper.

Children can wear navy joggers or leggings, or a skirt or dress if they wish.

On the day that yor child has PE they should come to school wearing tehir PE kit – which is a white tshirt, dark jogging bottoms, leggings or shorts and trainers.

Please see our uniform page on our website here for more information.

The PTA hold regular second hand uniform sales and their will be one at the Reception stay and play on Thursday 10th July.



Shoes

Children should wear black or navy shoes/trainers, ideally with velcro. This enables children to put on and take off their shoes easily. Shoes with laces are very challenging for children to manage at this stage.

Thank you for your support with this. We also do not allow any sandals with open toes or flimsy ballet shoes. This is due to the health and safety of the children whilst running and climbing in the playground.



What else is handy to know?

- Please do not bring nuts into school in packed lunches.
- Children must have photo consent to be used on the school's Instagram.
- Coming in to the school building is often very busy in the mornings. We would really appreciate it if you helped us by not bringing buggies into the main shared coat area by the Reception doors. Thank you for your help with this.
- Please look after the books sent home in the book bag. **Please do not fold books in half to fit them into a small bag.**
- There is lots of information about school in the handbook. This can be found on our website.

Finally, if you have any further questions or need support in any way, please speak to us or email admissions@jubilee.hackney.sch.uk and we will do our very best to help you!

What does my child need to bring to school?

water
bottle
(named)



coat
(plus named
hat, scarf,
and gloves
in winter,
sunhat in
summer)



wellies
(named)



bag of
spare
clothing (at
least 2 pairs
of socks)

spare
clothes do
not need to
be uniform



bookbag



Please contact
admissions@jubilee.hackney.sch.uk
with any enquiries

