

Nursery Autumn 1
Happy and Healthy
Learning Intentions

Book of the Week							
Week	Week 2	Week 3	Week 4	Week 5	Week 6	Week 7	Week 8

Personal, Social and Emotional Development	Physical Development	Expressive Arts and Design		
		Art	Music	DT
<p>Understanding Myself</p> <ul style="list-style-type: none"> To know how to be kind and use gentle hands To know how I am feeling and what makes me feel better To know the names of some of my body parts To know that I will grow from a baby to an adult To know my rights and responsibilities at home and school To know what I can do to calm down when I am angry <p>Improving Myself</p> <ul style="list-style-type: none"> To know how to be kind and use gentle hands To know why it is important to wash hands thoroughly. To know that a healthy body needs exercise, healthy food, sleep 	<p>Gross motor:</p> <ul style="list-style-type: none"> Begin to move confidently in different ways (run, walk, jump) Start to climb safely using equipment Show awareness of space and others To be able to move like a creature – dinosaur/crab (core strength) To know how to hop and skip with control (coordination) To know how to move forward, backward, sideways (foot patterns) To know how to go over and under (hurdles) To be able to follow flight of balloons. Hand eye coordination To be able to kick, roll, crawl, climb, catch, run, hop, and jump. (multiskills) To be able to roll, spin and use ropes. (gymnastics) To be able to combine different movements with ease (multiskills, gymnastics) <p>Fine motor:</p> <ul style="list-style-type: none"> Hold mark-making tools with increasing control Make simple lines and circles Begin to use one-handed tools (e.g. scissors with support) 	<p>Painting / Collage / Sculpture / Printing / Drawing / Ceramics</p> <ul style="list-style-type: none"> To know how to use a variety of materials to make marks including, paint, pencil, crayon, felt tip, and pastels. To know how to mould sculptures with clay and playdough. <p>Colour Theory</p> <ul style="list-style-type: none"> To know how mix colours to make a new colour. To know the name of all three primary colours. 	<p>Active Listening</p> <ul style="list-style-type: none"> To know how to stop when the music stops. <p>Rhythm / Notation</p> <ul style="list-style-type: none"> To know how to dance to music. <p>Melody</p> <ul style="list-style-type: none"> To know how to join in with a song. 	<p>Exploring & building:</p> <ul style="list-style-type: none"> Explore construction materials (blocks, duplo, junk modelling) Join materials in simple ways (stacking, placing, slotting) <p>Skills:</p> <ul style="list-style-type: none"> Begin to use simple tools (glue sticks, large connectors) Handle materials safely with support <p>Thinking & creativity:</p> <ul style="list-style-type: none"> Build spontaneously without a plan Show curiosity about how things fit together

Understanding the World				
Science	Geography	Computing	History	RE
<p>Living things & their Habitats; Animals, incl. Humans</p> <ul style="list-style-type: none"> Know names of common animals 	<p>Human World</p> <ul style="list-style-type: none"> To know there are different occupations and people in the community 	<p>Connect</p> <ul style="list-style-type: none"> To know how to ask to use a device. To know how to ask for help using a device 	<p>Chronology</p> <ul style="list-style-type: none"> To begin to make sense of their own life-story and family's history 	<ul style="list-style-type: none"> To know that people show kindness during festivals. To know what festivals they celebrate

Autumn 2

Forest Friends







Learning Intentions

Book of the Week							
Week	Week 1	Week 2	Week 3	Week 4	Week 5	Week 6	Week 7

Personal, Social and Emotional Development	Physical Development	Expressive Arts and Design		
		Art	Music	DT
<p>Understanding Myself</p> <ul style="list-style-type: none"> To know how I am similar and different to others To know that I am unique To know what I am good at <p>Understanding Others</p> <ul style="list-style-type: none"> To know what a stranger is and how to stay safe if they approach you 	<p>Gross motor:</p> <ul style="list-style-type: none"> Travel with coordination (e.g. stopping and starting on cue) Begin to balance on one foot briefly Show increasing control when kicking or rolling a ball <p>Fine motor:</p> <ul style="list-style-type: none"> Use a comfortable grip on pencils/crayons Copy simple shapes (lines, circles) Start to manipulate small objects (threading, puzzles) 	<p>Visual Language</p> <ul style="list-style-type: none"> To know how to talk about my own art. <p>Painting / Collage / Sculpture / Printing / Drawing / Ceramics</p> <ul style="list-style-type: none"> To know how to use a variety of materials to make marks including, paint, pencil, crayon, felt tip, and pastels. To know how to mould sculptures with clay and playdough. <p>Colour Theory</p> <ul style="list-style-type: none"> To know how mix colours to make a new colour. To know the name of all three primary colours. 	<p>Rhythm / Notation</p> <ul style="list-style-type: none"> To know how to dance to music. <p>Active Listening</p> <ul style="list-style-type: none"> To know how to start when the music starts. 	<p>Technical Knowledge</p> <ul style="list-style-type: none"> To know that ingredients are combined to make a dish. <p>Practical Knowledge</p> <ul style="list-style-type: none"> To know how to combine ingredients. <p>Design Inspiration</p> <ul style="list-style-type: none"> To know that foods are combined based on likes and dislikes. <p>Design Process</p> <ul style="list-style-type: none"> To know how to combine foods in different ways.

Understanding the World				
Science	Geography	Computing	History	RE
<p>Living things & their Habitats; Animals, incl. Humans</p> <ul style="list-style-type: none"> Know names of common animals Know animals make different noises and live in different places. Know some animals live in water. <p>Plants</p> <ul style="list-style-type: none"> To know how to describe key features of the seasons. (Winter trees have no leaves and it is cold; Autumn leaves fall, colours) <p>Materials</p> <ul style="list-style-type: none"> To know names of common materials, wood, plastic, metal, paper 	<ul style="list-style-type: none"> To identify features of the landscape (describe forest) 	<p>Connect</p> <ul style="list-style-type: none"> To know how to ask to use a device. To know how to ask for help using a device To know that they should only use apps and sites that an adult has checked. <p>Information Technology</p> <ul style="list-style-type: none"> To know how to make drawings on a tablet or IWB 	<ul style="list-style-type: none"> Begin to make sense of their own life-story and family's history 	<p>Hinduism and Sikhism</p> <ul style="list-style-type: none"> To know that Hindus and some Sikhs celebrate Diwali <p>Christianity</p> <ul style="list-style-type: none"> To know that Christians celebrate Christmas To know that people show kindness during festivals. To know what festivals they celebrate

Spring 1 Fantastic Food Learning Intentions

Book of the Week						
	Week 1	Week 2	Week 3	Week 4	Week 5	Week 6

Personal, Social and Emotional Development	Physical Development	Expressive Arts and Design		
		Art	Music	DT
<p>Improving Myself</p> <ul style="list-style-type: none"> To know how to be kind and use gentle hands To know how to be a kind friend <p>Understanding Others</p> <ul style="list-style-type: none"> To know the impact of unkind words 	<p>Gross motor:</p> <ul style="list-style-type: none"> Move with greater control and coordination (running, hopping) Use large and small movements confidently Follow simple movement instructions (e.g. in PE or games) <p>Fine motor:</p> <ul style="list-style-type: none"> Use tools (scissors, paintbrushes) with improved control Draw circles and lines with purpose Begin to show hand preference 	<p>Visual Language</p> <ul style="list-style-type: none"> To know how to talk about my own art. <p>Painting / Collage / Sculpture / Printing / Drawing / Ceramics</p> <ul style="list-style-type: none"> To know how to use a variety of materials to make marks including, paint, pencil, crayon, felt tip, and pastels. To know how to mould sculptures with clay and playdough. <p>Colour Theory</p> <ul style="list-style-type: none"> To know how mix colours to make a new colour. To know the name of all three primary colours. 	<p>Melody</p> <ul style="list-style-type: none"> To know how to join in a chant <p>Rhythm / Notation</p> <ul style="list-style-type: none"> To know how to dance to music. To know how to clap along with a beat. 	<p>Cooking</p> <ul style="list-style-type: none"> To know how to combine ingredients. To know that ingredients are combined to make a dish. To know that foods are combined based on likes and dislikes. To know how to combine foods in different ways.

Understanding the World				
Science	Geography	Computing	History	RE
<p>Plants</p> <ul style="list-style-type: none"> To know how to describe key features of the seasons. (Winter trees have no leaves and it is cold; Autumn leaves fall, colours) <p>Light</p> <ul style="list-style-type: none"> To understand it's dark at night and light during the day. 	<p>Physical World</p> <ul style="list-style-type: none"> To know how to use their senses in hands-on exploration of natural materials. <p>Location and Mapping</p> <ul style="list-style-type: none"> To know how to talk about people and places in the community. 	<p>Connect</p> <ul style="list-style-type: none"> To know how to ask to use a device. To know how to ask for help using a device <p>Information Technology</p> <ul style="list-style-type: none"> To know how to make drawings on a tablet or IWB 	<ul style="list-style-type: none"> Begin to make sense of their own life-story and family's history 	<ul style="list-style-type: none"> To know how to talk about own religion or experiences of religious celebrations

Spring 2 On the Farm Learning Intentions

Book of the Week						
Week	week 1	week 2	week 3	week 4	week 5	week 6



Personal, Social and Emotional Development	Physical Development	Expressive Arts and Design		
		Art	Music	DT
Understanding Others <ul style="list-style-type: none"> To know how to recognise other people's feelings and how to make them feel better To know that we are all similar and different To know that everyone is good at different things To know how to encourage others 	Gross motor: <ul style="list-style-type: none"> Jump off an object and land safely Negotiate space successfully when playing with others Begin simple ball skills (throwing and catching) Fine motor: <ul style="list-style-type: none"> Hold pencil with tripod grip (emerging) Copy some shapes more accurately (crosses, simple forms) Use tools for a purpose (cutting, sticking independently) 	Visual Language: <ul style="list-style-type: none"> To know how to talk about my own art. Painting / Collage / Sculpture / Printing / Drawing / Ceramics: <ul style="list-style-type: none"> To know how to use a variety of materials to make marks including, paint, pencil, crayon, felt tip, and pastels. Colour Theory: <ul style="list-style-type: none"> To know how mix colours to make a new colour. To know the name of all three primary colours. 	Melody: <ul style="list-style-type: none"> To know how to join in a chant Rhythm / Notation: <ul style="list-style-type: none"> To know how to dance to music. To know how to clap along with a beat. 	Exploring & building: <ul style="list-style-type: none"> Build with a purpose (e.g. vehicles, buildings, models) Explore how things work (wheels, movement) Skills: <ul style="list-style-type: none"> Use simple joining methods independently (tape, slotting) Use tools with increasing safety and control Thinking & creativity: <ul style="list-style-type: none"> Solve simple problems (e.g. making structures stronger) Begin to adapt designs when needed

Understanding the World

Science	Geography	Computing	History	RE
Plants <ul style="list-style-type: none"> To know how to describe key features of the seasons. (Winter trees have no leaves and it is cold; Autumn leaves fall, colours) Living things & their Habitats; Animals, incl. Humans <ul style="list-style-type: none"> Know names of common animals Know animals make different noises and live in different places. Know some animals live in water. 	Physical World <ul style="list-style-type: none"> To know how to use their senses in hands-on exploration of natural materials. To know that there are different places in the world. 	Connect <ul style="list-style-type: none"> To know how to ask to use a device. To know how to ask for help using a device Information Technology <ul style="list-style-type: none"> To know how to make drawings on a tablet or IWB 	<ul style="list-style-type: none"> Begin to make sense of their own life-story and family's history 	Judaism <ul style="list-style-type: none"> To know Jewish people celebrate Purim Islam <ul style="list-style-type: none"> To know that Muslims celebrate Eid Christianity <ul style="list-style-type: none"> To know that Christians celebrate Easter

Summer 1 In the Garden Learning Intentions




Personal, Social and Emotional Development	Physical Development	Expressive Arts and Design		
		Art	Music	DT
<p>Understanding Others</p> <ul style="list-style-type: none"> To know how to recognise other people's feelings and how to make them feel better To know that we are all similar and different To know that everyone is good at different things To know how to encourage others 	<p>Gross motor:</p> <ul style="list-style-type: none"> Combine movements (e.g. run and jump) Pedal tricycles or bikes Climb and balance with confidence <p>Fine motor:</p> <ul style="list-style-type: none"> Draw recognisable shapes and simple pictures Use scissors to cut along lines (with some accuracy) Begin forming some letter-like shapes 	<p>Artists and Artisans</p> <ul style="list-style-type: none"> To know that an artist is someone who creates art and all artists create differently. <p>Exploration & materials:</p> <ul style="list-style-type: none"> Select appropriate resources independently Use a wider range of tools and techniques <p>Skills & control:</p> <ul style="list-style-type: none"> Draw with increasing detail and purpose Use joining techniques (tape, glue, folding) effectively <p>Creativity:</p> <ul style="list-style-type: none"> Create more detailed pictures and models Begin to explain choices ("I used red because...") 	<p>Melody</p> <ul style="list-style-type: none"> To know how to echo a call using their voice. 	<p>Exploring & building:</p> <ul style="list-style-type: none"> Create more complex structures using multiple materials Include features (doors, wheels, decorations) <p>Skills:</p> <ul style="list-style-type: none"> Use a range of tools competently (scissors, hole punch, glue) Join materials securely <p>Thinking & creativity:</p> <ul style="list-style-type: none"> Plan what they will make with support Explain what they are making and why

Understanding the World

Science	Geography	Computing	History	RE
<p>Plants</p> <ul style="list-style-type: none"> To know how to describe key features of the seasons. (Winter trees have no leaves and it is cold; Autumn leaves fall, colours) To know that plants grow from seeds. To be able to identify leaf, flower and root. 	<p>Physical World</p> <ul style="list-style-type: none"> To know how to use their senses in hands-on exploration of natural materials. 	<p>Connect</p> <ul style="list-style-type: none"> To know how to ask to use a device. To know how to ask for help using a device <p>Information Technology</p> <ul style="list-style-type: none"> To know how to make drawings on a tablet or IWB To know how to use touch controls on a tablet 	<ul style="list-style-type: none"> Begin to make sense of their own life-story and family's history 	<ul style="list-style-type: none"> To know how to talk about own religion or experiences of religious celebrations

Summer 2
The Seaside
Learning Intentions



Week 1



Week 2




Week 3




Week 4



Week 5



Week 6



Week 7

Personal, Social and Emotional Development	Physical Development	Expressive Arts and Design		
		Art	Music	DT
<p>Improving Myself</p> <ul style="list-style-type: none"> To know why setting goals is important for your future <p>Understanding Others</p> <ul style="list-style-type: none"> To know what a stranger is and how to stay safe if they approach you <p>Understanding Myself</p> <ul style="list-style-type: none"> To know how my home is special To know how to stand up for myself if someone is being unkind To know how to set a goal and overcome challenges To know how to make friends, solve problems and stay friends To know how to express my feelings about changes 	<p>Gross motor:</p> <ul style="list-style-type: none"> Show good control and coordination in movement Adjust speed/direction to avoid obstacles Participate in simple team games <p>Fine motor:</p> <ul style="list-style-type: none"> Use a tripod grip consistently Form some recognisable letters Show increased independence in self-care (e.g. buttons, zips) 	<p>Exploration & materials:</p> <ul style="list-style-type: none"> Combine different materials and techniques confidently Work independently to complete a creation <p>Skills & control:</p> <ul style="list-style-type: none"> Use tools safely and competently (scissors, brushes, mark-makers) Show consistent control in drawing and making <p>Creativity:</p> <ul style="list-style-type: none"> Create meaningful representations with clear features Talk about their work and the process 	<p>Exploring Instruments</p> <ul style="list-style-type: none"> To know what these instruments look like and can identify them visually: trumpet / piano / drum. To know how to hit / shake a percussion instrument. 	<p>Exploring & building:</p> <ul style="list-style-type: none"> Design and make models with clear purpose Combine techniques (building, joining, decorating) <p>Skills:</p> <ul style="list-style-type: none"> Select appropriate tools and materials independently Use tools safely and effectively <p>Thinking & creativity:</p> <ul style="list-style-type: none"> Evaluate their model ("It keeps falling—I need more tape") Talk about what worked well and what they would change

Understanding the World

Science	Geography	Computing	History	RE	Spanish
<p>Living things & their Habitats; Animals, incl. Humans</p> <ul style="list-style-type: none"> Know names of common animals Know animals make different noises and live in different places. Know some animals live in water. 	<p>Physical World</p> <ul style="list-style-type: none"> To know that there are different places in the world: Seaside To know how to use their senses in hands-on exploration of natural materials. <p>Continuous Provision</p>	<p>Connect</p> <ul style="list-style-type: none"> To know how to ask to use a device. To know how to ask for help using a device <p>Information Technology</p> <ul style="list-style-type: none"> To know how to make drawings on a tablet or IWB To know how to use touch controls on a tablet <p>Code</p> <ul style="list-style-type: none"> To be able to give and follow a series of 2 or more instructions in order To know how to sequence familiar tasks 	<ul style="list-style-type: none"> Begin to make sense of their own life-story and family's history 	<p>Islam</p> <ul style="list-style-type: none"> To know that Muslims celebrate Eid 	<p>Understand Hispanic Culture</p> <ul style="list-style-type: none"> To know that Spain is a country in the world. <p>Vocabulary:</p> <ul style="list-style-type: none"> To know how to say Hello (Hola) <p>Phonics</p> <ul style="list-style-type: none"> To know the silent 'h' (hola, helado)